



SPRITE



DESIGNED FOR YOU

1979

"There is more to building a caravan than you would ever imagine. Style, comfort, safety, towability, the list of things to be considered is endless – in the 1979 range of CI Sprites we have covered them all.

However, before you invest in a CI Sprite and buy the freedom of the open road, there are a number of questions you'll want the answers to: Will my car tow it? Will it accommodate my family and my pocket? Is it easy to handle? Is it comfortable? All these questions, and many more.

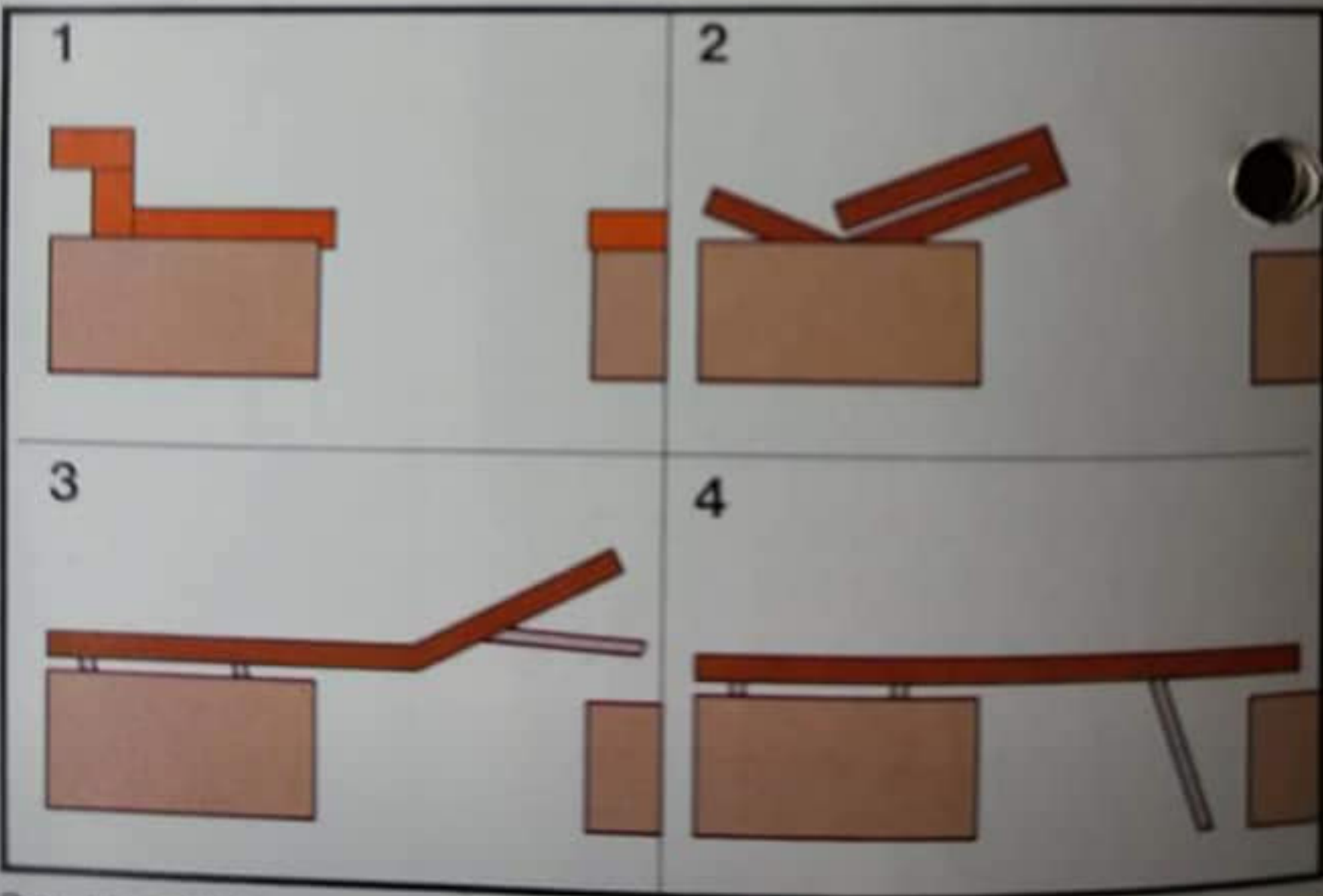
In other words, you want the inside story – CI Caravans are proud to present it."







Interior of Alpine DD



Operation of foldaway spring based double bed in the Alpine DD.

REASONS!



Plate glass

Safety glass

"I know that the windows make the interior light and airy, but what happens if one should be broken?"

CI Fact: "With the introduction of new regulations (unlike caravans produced before 1978), the new range of Sprites are all fitted with safety glass, so there are no jagged edges to worry about and the window can be replaced quickly and easily."



"Won't my car battery go flat if I run all the caravan electrics from it?"

CI Fact: All Sprite Caravans are wired to include a special plug so that you can, if you wish, connect a Labcraft TP2 Trailer Pack. Just plug in and your battery will supply the internal circuit whilst on site or, providing the tow vehicle is suitably wired, charge the battery when towing. Another interesting feature is that the lighting circuit is wired as a ring main reducing volt drop to a minimum.



"Do you sell a lot of Sprites?"

CI Fact: "For many years CI Sprites have been Britain's biggest selling caravan, and because of their popularity they have been automatically chosen by driving centres, such as this one at Harrow, as the training models they use for teaching newcomers to caravanning all they need to know. This photograph, taken at Harrow, shows how easy it is to manoeuvre using the Lockheed Auto-reverse system, which locks out the caravan brakes during reversing."



"What does this photograph have to do with me?"

CI Fact: "It shows one of our production models being tested at the road research establishment. CI believe that only with the most rigorous testing can they be sure that a caravan will live up to your expectations. A caravan that can take this treatment in its stride is one you can be sure of."



MAJOR

This big, beautiful, 16 ft tourer provides space enough to live in, even on the longest holidays. However, big though it is, the Sprite Major incorporates all the design know-how of CI, which makes it easy and economical to tow.

The big U shaped lounge area at the rear end with its specially designed free standing table can seat up to eight people, and at night converts easily into a really super king size double bed.

The centre section contains the stylish, easy to use, modular kitchen, with its one piece hot plate/grill and stainless steel sink and drainer. The super, 2 cubic foot refrigerator and the introduction of a window over the kitchen unit, fitted with an easy-pull roller blind, are three new 1979 features, fitted as standard. The big, big fitted wardrobe and stylish washroom are centrally located.

Up front, the conventional double dinette converts to a second double bed, with a tier bunk above it.

Seven opening windows, five fitted with ratchet stays, provide a light, airy interior during the day, while no less than five lights brighten the caravan after dark.

Locker and storage space is on the scale you would expect with the Sprite Major, with plenty of room to carry those extras that make a holiday complete.

As with all Sprite models, the super innovations inside the Sprite Major are complimented by a new, bold colour scheme outside. The upper front and rear end



Interior of Major RL



The new window stays



The new snag free curtain poles.

panels are caramel, accentuated by a thick brown coachline, which continues around the body sides.

No other popular priced caravan gives such major features or such value for your money.



MORE GOOD



1 Jockey wheel. 2 Handbrake. 3 50mm hitch head with quick release safety lock. 4 7 pin trailer connector (electrics). 5 Refrigerator 12v feed. 6 Safety cable.

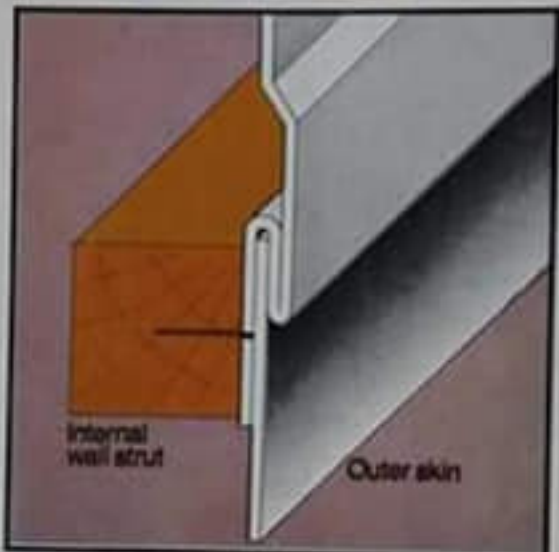
"I've already had the towing bracket put on my car. Is it difficult to hitch the caravan?"

CI Fact: "It could not be simpler, by using the telescopic jockey wheel the hitch can be raised, the car can then be reversed into position and the hitch lowered onto the towing ball. The photograph shows the simplicity of the quick release safety lock on the lightweight Harrison hitch."




"Does the caravan tow easily? What I mean is, does it have good suspension?"

CI Fact: "The independent trailing arm suspension on CI Sprites is not just good, it is first class, and it is adjustable. This means that in a simple operation your Supercare Dealer can ensure straight tracking and avoid excessive wear on your tyres."



"The CI Sprite does have clean lines."

CI Fact: "Well it is not surprising. In the manufacture of CI Sprites we use the Pittsburgh joint extensively. This is a method of joining sheets of aluminium to each other and fixing them to the caravan frame, to provide totally hidden fixing with complete waterproofing."



1 Non conducting material. 2 Thermal bridge. 3 Plastic trim. 4 Roof light. 5 Rubber weather seal.

"I see there is a rooflight."

CI Fact: "Not just a rooflight! The Sprite rooflight is not only designed to provide precise adjustment to prevent draughts, but it also incorporates a thermal bridge. Between the outer rubber weather seal and the inner trim there is a layer of non-conducting material which prevents cold being transmitted into the caravan interior, thus helping to alleviate condensation."

"How about moving my caravan around when it's not hitched?"

CI Fact: "Although Sprites are very strongly constructed, they are remarkably light and easy to manoeuvre. Using the handles at the front and rear you can move your Sprite around in no time."



THE SUPER SPRITES

In introducing the Super Sprites, CI Caravans bring a level of unashamed luxury usually associated with more expensive touring caravans.

While retaining the famous Sprite ease of towing, the Super Sprites offer a new dimension in all year round caravanning comfort.

There is a choice of two Super Sprite models, the Super Sprite Musketeer and the Super Sprite Major, and in addition to the already outstanding features of these two famous names, CI have fitted, as standard, the following refinements.

A Morco 2000 DF heater, with external flue; at-home comfort in the coldest climes.

Tailored, loose fitting, semi-shag pile type carpet – an invitation to walk barefoot in comfort.

New curtains and top quality, burgundy coloured, buttoned upholstery in acrylic velour – hard wearing, long lasting luxury in superb colours.

Double glazed windows and rooflights – keeping out the cold and cutting down external noise.

Rubbing strakes at wheel arch level in heavy, ribbed rubber – which help protect the body panels.

Sports type wheel embellishers – style to match the finest motor car.

Gas bottle cover to take two big, 7 kg. continental type gas bottles – enough gas to last for a long time.

Put yourself in the forefront of caravanning with the all-weather, all year round, Super Sprites.



The Morco 2000 DF heater



A SPRITE?



"Won't it be a bit of a squeeze between the toilet door and the table with it fixed to the wall?"

CI Fact: "No! Except for one free standing in the Major, all tables are mounted on runners which, whilst remaining completely stable, slide away from the seat to gain access and back again when you are seated—even when the table is laid!"



"I see there's a refrigerator included. I suppose that's an extra."

CI Fact: "NO! Every Sprite comes complete with a big 2 cu ft capacity combined gas/electric refrigerator which can work from your car battery or your gas cylinder, keeping your food fresh and provide lots of cooling drinks. You can even chill that bottle of wine your wife likes so much."



"My children are little terrors for jumping on furniture. Will the beds survive?"

CI Fact: "You have already seen the deep, deep cushioning, and here you can see that, not only are the walls made of plywood, but the lids of seats and beds are a really sturdy 6mm thick. Set on strong timber frames, this plywood will really take the weight, whereas hardboard most certainly will not, as you can see."



"I suppose I shall have to carry water in containers and pour it into the sink and basin?"

CI Fact: "Certainly not. Your water supply can be carried in an external container and is pumped through to the sink and washbasin. The pump can operate from a car battery, or there is a foot operated plunger to lift the water to the taps, so you can forget the buckets."



SUPERCARE

Every Sprite caravan is backed by Supercare, the most complete caravan after-sales service in the world. And that service begins the moment you tow your caravan away.



Full 12 month warranty

Not just a piece of paper but a complete guarantee covering both parts and labour and which includes items such as curtains, carpets and cushions. Your CI Dealer will be happy to tell you exactly what it covers.

Second-year warranty insurance

Included in your purchase price and upon registration a Lloyd's insurance covering the major parts for a further year, right up to £500 in total. PLUS the opportunity to continue the insurance at a privileged price.

Parts & service guaranteed

At Supercare Centres you'll find service men who have been trained in Sprite construction and maintenance. And every replacement part you are likely to need has been catalogued for speed and safety... every part approved by CI.



Tow plan*

For a nominal sum you can enjoy the benefits of the CI Caravans Towing Protection Plan. Details available from your nearest CI Dealer.

The complete Supercare Service is operated through over 130 Centres throughout Britain. No other caravan manufacturer offers such a comprehensive service.



Alpine

Beds (including ter bunk)	4
Bed sizes (excluding ter bunk)	
Alpine C	1890 x 1195mm (6R 2bunk x 2b)
	1890 x 1195mm (6R 2bunk x 2b 1bunk)
Alpine DD	1890 x 1195mm (6R 2bunk x 2b 1bunk)
	1750 x 1125mm (6R 2bunk x 2b 4bunk)
Optional bunk	Alpine C: Yes. Alpine DD: Yes
Body length	3729mm (12R 2bunk)
Shipping length	4702mm (15R 2bunk)
Overall height	2427mm (7R 11bunk)
Overall width	2025mm (6R 7bunk)
Internal height	1875mm (6R 11bunk)
Coupling height (ground to ball centre)	402mm (1R 2bunk)
Ex-works weight $\pm 5\%$	
Alpine C	570kg (11.20 cwt)
Alpine DD	595kg (11.72 cwt)
Gross laden weight (recommended)	790kg (14.95 cwt)
Tyre size/pressure	155SR x 135P/35 psi
Rim size/type	4 1/2 x 13-LP1207
Opening windows (inc toilet)	Alpine C: 4. Alpine DD: 8
Interior lights	
Alpine C	1 gas, 1 x D wall fluorescent, 2 courtesy
Alpine DD	1 gas, 2 x B wall fluorescent, 2 courtesy

Musketeer

Beds (including ter bunk)	CO (6), S (5), Super (4)
Bed sizes (excluding ter bunk)	
Musketeer CO and Super	1890 x 1195mm (6R 2bunk x 2b 1bunk)
	1890 x 1195mm (6R 2bunk x 2b 1bunk)
Musketeer S	1890 x 1195mm (6R 2bunk x 2b 1bunk)
	1840 x 1120mm (6R 2bunk x 2b 8bunk)
Optional bunk	Yes
Body length	4208mm (14R 2bunk)
Shipping length	5222mm (17R 2bunk)
Overall height	2427mm (7R 11bunk)
Overall width	
Musketeer Super	2060mm (6R 9bunk)
Musketeer CO and S	2025mm (6R 7bunk)
Internal height	
Musketeer CO and S	1875mm (6R 11bunk)
Musketeer Super	1853mm (6R 11bunk)
Coupling height (ground to ball centre)	402mm (1R 2bunk)
Ex-works weight $\pm 5\%$	
Musketeer CO	635kg (12.50 cwt)
Musketeer S	625kg (12.30 cwt)
Musketeer Super	675kg (13.29 cwt)
Gross laden weight (recommended)	864kg (17.01 cwt)
Tyre size/pressure	155SR x 135P/35 psi
Rim size/type	4 1/2 x 13-LP1207
Opening windows (inc toilet)	CO (7), S (8), Super (7)
Interior lights	1 gas, 2 x B wall fluorescent, 2 courtesy

Major

Beds (including ter bunk)	5
Bed sizes (excluding ter bunk)	
	1890 x 1195mm (6R 2bunk x 2b 1bunk)
	1835 x 1830mm (6R 2bunk x 6R)
Optional bunk	Yes
Body length	4328mm (14R 2bunk)
Shipping length	5492mm (18R 4bunk)
Overall height	2437mm (8R)
Overall width	
Major RL	2025mm (6R 7bunk)
Major Super	2060mm (6R 9bunk)
Internal height	
Major RL	1875mm (6R 11bunk)
Major Super	1859mm (6R 11bunk)
Coupling height (ground to ball centre)	413mm (1R 4bunk)
Ex-works weight $\pm 5\%$	
Major RL	700kg (13.78 cwt)
Major Super	725 kg (14.47 cwt)
Gross laden weight (recommended)	1000 kg (19.80 cwt)
Tyre size/pressure	175SR x 135P/35 psi
Rim size/type	4 1/2 x 13-LP1207
Opening windows (inc toilet)	7

Alpine

Beds (including ber bunks)		Beds (including ber bunks)	
Alpine C	1860 x 610mm (6ft 2 1/2ins x 2ft)	Alpine C	1860 x 610mm (6ft 2 1/2ins x 2ft)
Alpine DD	1860 x 1190mm (6ft 2 1/2ins x 3ft 11ins)	Alpine DD	1860 x 1190mm (6ft 2 1/2ins x 3ft 11ins)
Alpine C	1790 x 1120mm (5ft 10 1/2ins x 3ft 8ins)	Alpine C	1790 x 1120mm (5ft 10 1/2ins x 3ft 8ins)
Alpine C	3720mm (12ft 3 1/2ins)	Alpine C	3720mm (12ft 3 1/2ins)
Alpine DD	4700mm (15ft 5 1/2ins)	Alpine DD	4700mm (15ft 5 1/2ins)
Alpine C	2427mm (7ft 11 1/2ins)	Alpine C	2427mm (7ft 11 1/2ins)
Alpine DD	3200mm (10ft 6ins)	Alpine DD	3200mm (10ft 6ins)
Alpine C	1875mm (6ft 1 1/2ins)	Alpine C	1875mm (6ft 1 1/2ins)
Alpine DD	400mm (1ft 3 1/4ins)	Alpine DD	400mm (1ft 3 1/4ins)
Alpine C	570kg (11 2/2 cwt)	Alpine C	570kg (11 2/2 cwt)
Alpine DD	599kg (13 1/2 cwt)	Alpine DD	599kg (13 1/2 cwt)
Alpine C	700kg (1 1/4 cwt)	Alpine C	700kg (1 1/4 cwt)
Alpine DD	1555kg (3 1/2 cwt)	Alpine DD	1555kg (3 1/2 cwt)
Alpine C	470 x 130 x 1200mm	Alpine C	470 x 130 x 1200mm
Alpine DD	570 x 130 x 1200mm	Alpine DD	570 x 130 x 1200mm
Alpine C	1 gal, 1 x 1 1/2 seat fluorescent, 2 courtesy	Alpine C	1 gal, 1 x 1 1/2 seat fluorescent, 2 courtesy
Alpine DD	1 gal, 2 x 8 seat fluorescent, 2 courtesy	Alpine DD	1 gal, 2 x 8 seat fluorescent, 2 courtesy



Musketeer

Beds (including ber bunks)		Beds (including ber bunks)	
Musketeer CD and Super	1890 x 1190mm (6ft 2 1/2ins x 3ft 11ins)	Musketeer CD and Super	1890 x 1190mm (6ft 2 1/2ins x 3ft 11ins)
Musketeer S	1890 x 1190mm (6ft 2 1/2ins x 3ft 11ins)	Musketeer S	1890 x 1190mm (6ft 2 1/2ins x 3ft 11ins)
Musketeer S	3447 x 1720mm (11ft 3 1/2ins x 5ft 7 1/2ins)	Musketeer S	3447 x 1720mm (11ft 3 1/2ins x 5ft 7 1/2ins)
Musketeer S	4300mm (14ft 2ins)	Musketeer S	4300mm (14ft 2ins)
Musketeer S	5320mm (17ft 5 1/2ins)	Musketeer S	5320mm (17ft 5 1/2ins)
Musketeer S	2427mm (7ft 11 1/2ins)	Musketeer S	2427mm (7ft 11 1/2ins)
Musketeer Super	3000mm (9ft 10ins)	Musketeer Super	3000mm (9ft 10ins)
Musketeer CD and S	2200mm (6ft 7ins)	Musketeer CD and S	2200mm (6ft 7ins)
Musketeer CD and S	1875mm (6ft 1 1/2ins)	Musketeer CD and S	1875mm (6ft 1 1/2ins)
Musketeer Super	985mm (3ft 2 1/2ins)	Musketeer Super	985mm (3ft 2 1/2ins)
Musketeer Super	400mm (1ft 3 1/4ins)	Musketeer Super	400mm (1ft 3 1/4ins)
Musketeer S	637kg (13 1/2 cwt)	Musketeer S	637kg (13 1/2 cwt)
Musketeer S	627kg (13 1/2 cwt)	Musketeer S	627kg (13 1/2 cwt)
Musketeer Super	675kg (13 2/2 cwt)	Musketeer Super	675kg (13 2/2 cwt)
Musketeer Super	664kg (17 1/2 cwt)	Musketeer Super	664kg (17 1/2 cwt)
Musketeer Super	1955kg (4 1/2 cwt)	Musketeer Super	1955kg (4 1/2 cwt)
Musketeer Super	470 x 130 x 1200mm	Musketeer Super	470 x 130 x 1200mm
Musketeer Super	CD (1), S (1), Super (1)	Musketeer Super	CD (1), S (1), Super (1)
Musketeer Super	1 gal, 2 x 8 seat fluorescent, 2 courtesy	Musketeer Super	1 gal, 2 x 8 seat fluorescent, 2 courtesy



MUSKETEER

The superb lines of the Sprite Musketeer, and the up-to-the-minute exterior colour scheme combine to provide a head turning caravan.

The new, cambered roof, which is standard with all the sparkling new, 1979 Sprites, improves water shedding, which in turn helps to avoid condensation.

The aerodynamics of this popular, fourteen footer provide for easy towing by most medium sized cars. But, in providing this easy and economical towing, nothing in the way of comfort and convenience has been sacrificed.

The wide body and sculpted roof line provide plenty of space and the internal fittings are everything you could desire for a home-from-home holiday.

Designed with two layouts, the Musketeer offers a choice of sleeping arrangements. The Musketeer CD provides double dinettes at each end of the caravan with the beautifully fitted kitchen, refrigerator (big, 2 cubic feet), wardrobe and washroom situated in the centre. Both of the dinettes convert easily into large double beds.

The Musketeer S provides an open-plan design which replaces the rear dinettes with a longitudinal settee/double bed with a single bunk above and corner washroom.

For the large family, both the Musketeer CD and Musketeer S can be supplied with an optional bunk.



Interior of Musketeer CD



Interior of Musketeer CD



Musketeer CD



ALPINE

It is hardly surprising that consistently, over many years, the Alpine has been Britain's best selling touring caravan. This sparkling, twelve foot model, with its choice of two versions, combines space, pace and comfort.

With bright new interior styling, contrasting veneers of dark and light beech, and patterned fabrics, both the Alpine C and Alpine DD provide real comfort.

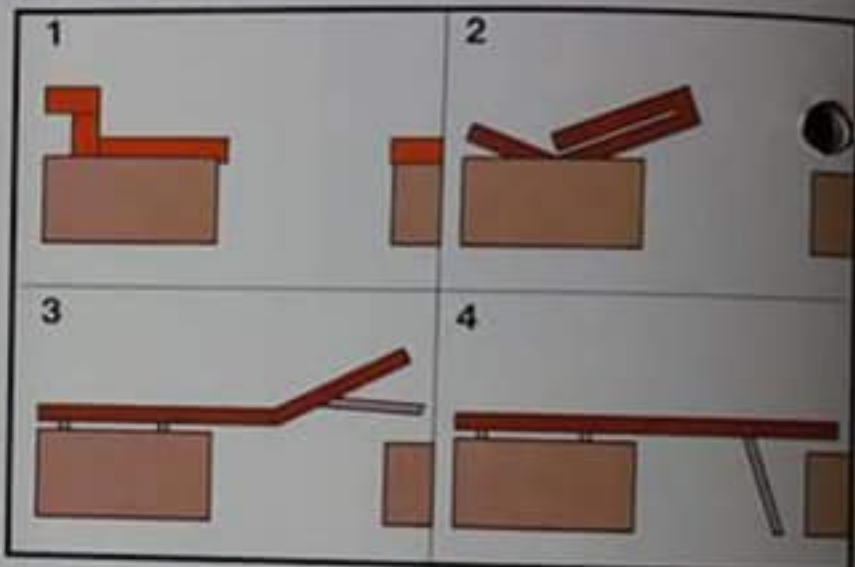
The DD layout is new for 1979, as well as providing two dining areas, it includes a foldaway spring based double bed at the front which can be made in the normal manner, and folded away to make a very comfortable settee by day. By night two simple movements give you a double bed ready for use, while the spacious four seat dinette at the rear provides a second double bed.

Located centrally, in the Alpine C is the kitchen unit, with its big 2 cubic foot refrigerator, combined stainless steel hotplate/sink/drainage on one side with the washroom and wardrobe opposite. At the rear is a spacious four seat dinette/double bed. The single front dinette converting to a single berth with bunk above.

As with all Sprites, both Alpine model interiors are, of course, beautifully appointed with patterned ends and ceilings, easy-clean vinyl floor covering, deep, deep cushioning and draw curtains on new, snag-free curtain poles. Lots of internal lights, opening windows, storage space aplenty and many other outstanding features are precisely what you would expect to find in Britain's biggest selling touring caravan.



Interior of Alpine DD



Operation of foldaway spring based double bed in the Alpine DD.

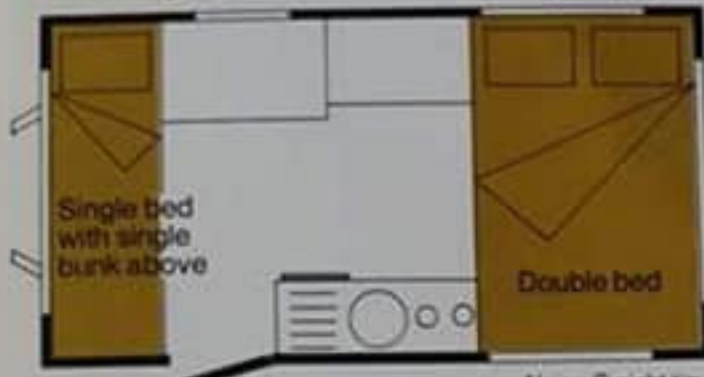




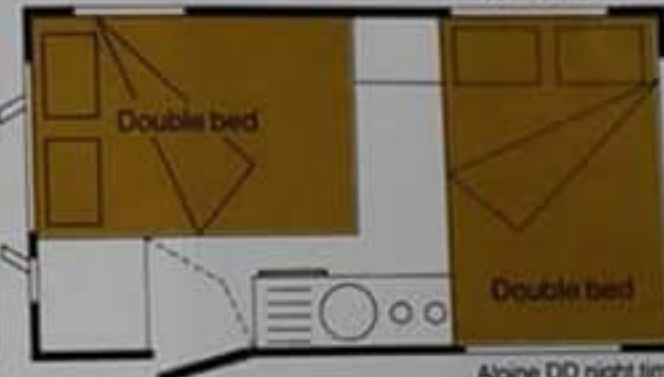
Alpine C daytime



Alpine DD daytime



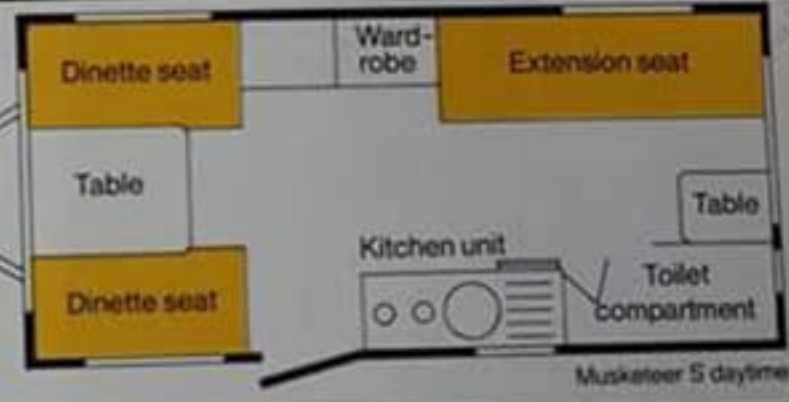
Alpine C night time



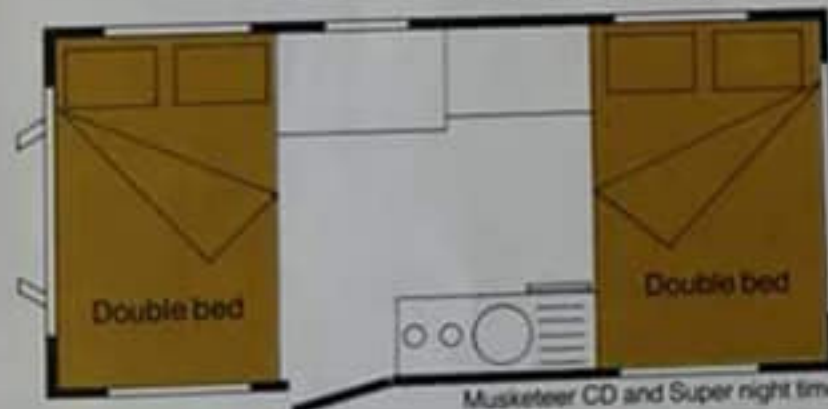
Alpine DD night time



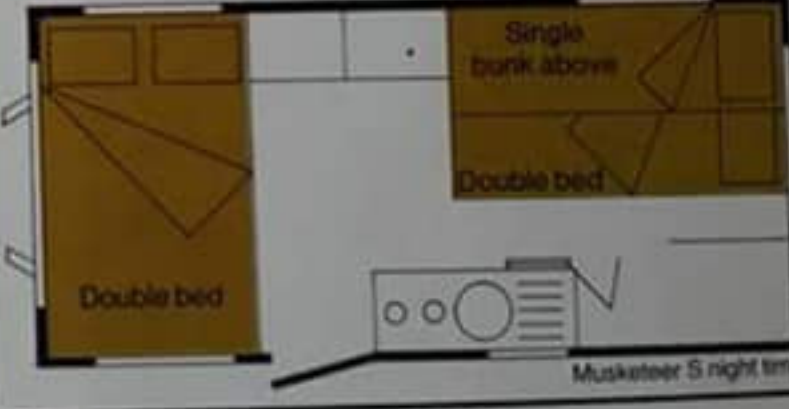
Musketeer CD and Super daytime



Musketeer S daytime



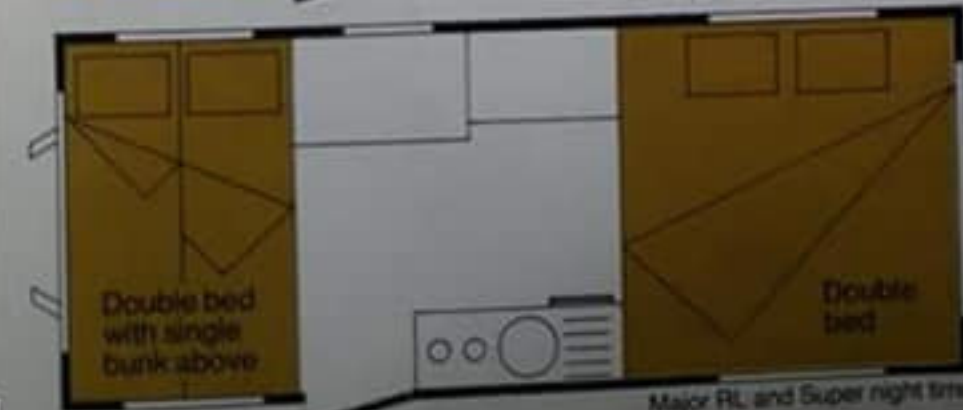
Musketeer CD and Super night time



Musketeer S night time



Major RL and Super daytime

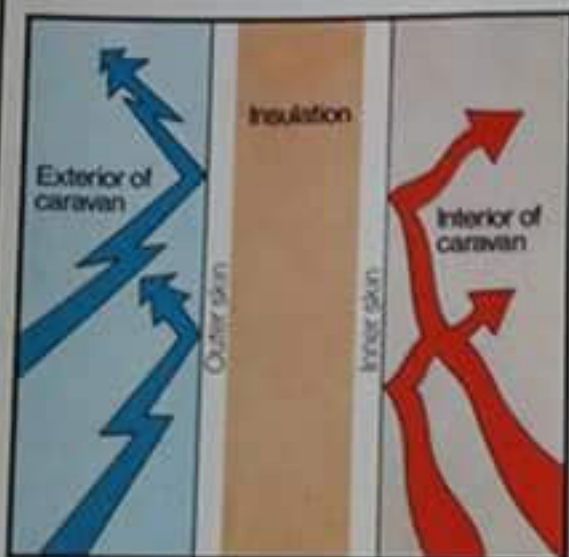


Major RL and Super night time



All equipment fitted to all Sprite caravans complies with British Standard 4626 to make sure it's to the highest standards. Any additional equipment or replacements fitted should also conform to British Standards - gas equipment should be installed by a qualified gas fitter.

WHY CHOOSE



"I'd like to use my caravan all the year round. Are Sprites insulated?"

CI Fact: "They most certainly are. Sandwiched between the inner and outer skin of the sides, ends and roof is a full inch of fibreglass, which, as you know, provides first class insulation. In fact you will probably find that your Sprite is better insulated than your house."

"I like the colour schemes, but looks aren't everything. Are the cushions comfortable?"

CI Fact: "Try them! The really deep Dunlopillo 4½ins thick foam and the attractive, easy to clean, durable bond lock fabric covers combine to give you really luxurious comfort and support for both sitting and sleeping."



"The washroom looks good."

CI Fact: "Yes indeed. All the spacious Sprite washrooms (with the exception of the Alpine DD) have recessed wash basins and easy clean surfaces. A mirror is fitted as standard so shaving and making up is easy."



"The roof lockers are roomy and well finished, but what about our fingers if the door slams shut?"

CI Fact: "Don't worry, you won't need splints and bandages! The roof locker stays we use are designed so that when opened the door stays open, and when closed it stays closed."

"We will need to take so many things with us when we travel. What about food, clothing and so on?"

CI Fact: "The storage space we provide in Sprites means you can go fully equipped with all you need to have a really relaxing holiday, and without using your car space."



THE SUPER SPRITES

In introducing the Super Sprites, CI Caravans bring a level of unashamed luxury usually associated with more expensive touring caravans.

While retaining the famous Sprite ease of towing, the Super Sprites offer a new dimension in all year round caravanning comfort.

There is a choice of two Super Sprite models, the Super Sprite Musketeer and the Super Sprite Major, and in addition to the already outstanding features of these two famous names, CI have fitted, as standard, the following refinements.

A Morco 2000 DF heater, with external flue; at-home comfort in the coldest climes.

Tailored, loose fitting, semi-shag pile type carpet – an invitation to walk barefoot in comfort.

New curtains and top quality, burgundy coloured, buttoned upholstery in acrylic velour – hard wearing, long lasting luxury in superb colours.

Double glazed windows and rooflights – keeping out the cold and cutting down external noise.

Rubbing strakes at wheel arch level in heavy, ribbed rubber – which help protect the body panels.

Sports type wheel embellishers – style to match the finest motor car.

Gas bottle cover to take two big, 7 kg. continental type gas bottles – enough gas to last for a long time.

Put yourself in the forefront of caravanning with the all-weather, all year round, Super Sprites.



The Morco 2000 DF heater

